

Super's Signal

A publication of Division 6, Mid Central Region of The National Model Railroad Association, Inc.

February 2021

Superintendent's Report

Matt Goodman, Division 6 Super

Good February, Buckeye Division. A few months ago I wrote that days were getting shorter, but that I was optimistic as that trend would soon reverse. And it has. As I write this on January 11th, we've gained 14 minutes and 14 seconds in daylight compared to December 20th. That's something to cheer about. It's funny that this seems to happen every year.

January Zoom Meeting

Frank Bongiovanni from Division 4 was our presenter at the January Zoom meeting. It was good of him to take the time to present outside of his home division. He commented that not having live feedback from the room took some getting used to. You see, he's a guy that likes to pace around and call out attendees by name (while waving his radio-antenna pointer around). My wife, a clinical instructor at OSU, is similar. She's said teaching online is like "teaching to a picture on the wall"! On the other hand, I have far more experience running meetings virtually than in person and have adapted to different ways of interacting.

We had 30 people attend the meeting – right at 2020's average. January has always been a solid-turnout month, with the five-year average also right around 30.

Steering Committee Updates

The Steering Committee has been busy over the past couple of months. Here are some items that are in flight.

- The Banner Committee has almost completed a re-design of our Division's Train Show banner. This effort started at the end of 2019 but took on lower priority when train shows ground to a halt last year. I re-instated the committee in November so we would have something ready to hoist

Super's Signal Deadline
25 February

21 February 2021 Division Meeting by Zoom Video Call

<https://us02web.zoom.us/j/2774050690>

1:00: Zoom Room opens or social half-hour

1:30: Business Meeting starts

2:15: (estimate)

Clinic: *Building Interiors*, Pat Hreachmack

Virtual Photo Contest: Non-Revenue–MOW Car

Watch your email, or the Web Site for details, or contact Matt at Super@Div6-MCR-NMRA.org

later in 2021. Butch Sage and Rick Brown are leading this.

- Live-streaming in-person meetings. Eventually, we'll be back to in-person meetings – but with new-found technical skills in our pocket. Rick Brown has determined it is technically feasible to live-stream an in-person meeting on a limited budget. This is still under study.
- Dick Briggs is leading the Layout Video Tour Exploratory Committee. This committee is working on a way to present layout tours remotely. Past surveys have indicated that tours are a top priority of our members, and this committee's goal is to find the best, simplest way to do this virtually. If it's easily repeatable by anyone, it could expand our tours – and be useful after things are back to normal.

This is a great time to try new things, given that we have to. However, new ideas require a lot of fresh input, energy, and iterative testing – we are all on a learning curve. If you have thoughts about these initiatives or have other ideas that you think will improve things, contact me. We need brains AND muscle!

The Super's Report
Continued on page 4.

DIVISION 6 OFFICERS**Division 6 Superintendent**

Matt Goodman: 30 S. Algonquin Ave
Columbus, Ohio 43204

Super@Div6-MCR-NMRA.org

Division 6 Assistant Superintendent

Dexter Hill:

AssistSuper@Div6-MCR-NMRA.org

Division 6 Clerk

Carter Jastram:

DepClerk@Div6-MCR-NMRA.org

Division 6 Pay Master

Jim Borcz:

Paymaster@Div6-MCR-NMRA.org

Directors

Dick Briggs, MMR

Donald Wilke,

Mike Wolf, MMR:

Director@div6-mcr-nmra.org

Appointed Division 6 Chairs

A list of Division 6 Chairs can be found at:

[https://div6-mcr-nmra.org/](https://div6-mcr-nmra.org/Officers_Page.html)

[Officers Page.html](https://div6-mcr-nmra.org/Officers_Page.html)

Web Master: Don Wilke

Web_Master@div6-mcr-nmra.org

Super's Signal Pub.: Don Wilke

SuperSignalPub@div6-mcr-nmra.org

Division 6 Web Site:

www.div6-mcr-nmra.org

Mid Central Region President:

Bob Weinheimer

president@midcentral-region-nmra.org

NMRA Central District Director:

Robert Beaty, MMR

Non-Credited Photos by Donald Wilke
All Photographs and Articles are copyrighted by the submitters and may not be used without their permission.

Clerk's Report
Buckeye Division 6,
Mid Central Region, NMRA, Inc.
Virtual Division Meeting
10 January 2021
Carter Jastram, Clerk

Call to order

The Division 6 Meeting was called to order by Matt Goodman, Division 6 Superintendent, at 1:30 p.m.

Division 6 Officers Present:

Superintendent

Matt Goodman

Assistant Superintendent

Dexter Hill

Clerk

Carter Jastram

Paymaster

Jim Borcz

Director

Dick Briggs, MMR

Director

Don Wilke

Director

Mike Wolf, MMR

Division 6 Chairpersons Present:

Achievement Program

Dick Briggs, MMR

Contest

Jim Ruisinger

Groups.io

Jim Ruisinger

Inspector of Elections

Harry "Butch" Sage

Media

Matt Goodman

Membership

Rick Brown

Programs

Dexter Hill / Mike Wolf, MMR

Raffle

Harry "Butch" Sage

Super's Signal Publisher

Don Wilke

Web Master

Don Wilke

Absent:

Company Store, Train Show

Greg Short

Membership Retention

Bruce McDonald

Visitors & Guests:

Matt Goodman welcomed Eva Bongiovanni, wife of today's clinician. Matt also welcomed George Stringer, who recently returned to Ohio and joined the Janis Railroad Club last August.

Announcements:

Use of Division 6 Zoom Account. Matt Gooman. Matt said our account is available for chatting, and Questions and Answers among members of Division 6. He is thinking of opening up a Zoom meeting weekly to make it easier for members to participate.

Reports:

Clerk's Report: Carter Jastram. The membership approved the Clerk's Report, as published in the January 2021 Super's Signal, pp. 2-3, 12.

Paymaster's Report: Jim Borcz. The membership approved the Paymaster's Report, pending audit. Bill Alarie finds that a Capital One Account yields higher interest than our current accounts. Bill will discuss this with Jim. Jim asked Matt about the storing of scanned financial records in "the cloud." Matt replied that we are not doing that yet.

The Clerk's Report
Continued on page 3.

The Steering Committee will decide whether to do that and investigate space requirements.

Program Report Locations: Dexter Hill. Dexter reported there are currently no changes. In early February, Dexter will talk to Marion to schedule a date with them. Assuming we can hold an in-person meeting there in June (tentatively Saturday, June 19).

Program Clinics Report: Mike Wolf. While sharing the screen slide schedule of future clinics, Mike pointed out a clinic on April 11 by Rick Brown titled *Prairie Sentinels*. Mike is looking for a series of short clinics on scenery for our June meeting. Watch the *Super's Signal* for details.

Achievement Report: Dick Briggs. Dick reported that an AP Certificate for Civil Engineer is in the mail to Bill Connell. Dick reminded division members to keep records of information and time spent toward Achievement Program Certificates.

Webmaster's Report: Don Wilke. Don will post today's contest winners on the Division 6 website and also in the February *Super's Signal*. Links to the winners are on the Division 6's Welcome Page [click on Current Contest Winners].

Super's Signal Report: Don Wilke. Don is responding to feedback concerning the mailing of the *Election Issue* of the *Super's Signal*. The February issue will include some photos mistakenly omitted from a short article in the January issue. The deadline for articles for the February *Super's Signal* is this Thursday, January 14.

Groups.io: Jim Ruisinger. Jim reports no major changes. One member was bounced off the email group. It is usual for such a member of a group to receive a link to rejoin. The Administrators of our group are Jim Ruisinger, Butch Sage, Matt Goodman, and one other. Mike Wolf received an email containing information about a member bounced from a different groups.io group. Mike will send the response to the bouncing to us. In response to John's question, once a person has a groups.io account, he should use the same username and password to access any group in groups.io.

Social Media/MailChimp: Rick Brown. Rick has established a routine for sending out emails to the membership monthly around the times of the Member Meeting, the Photo Contest, and the *Super's Signal*.

Membership Report: Rick Brown. Rick reports that we lost one member this month, so our number stands now at 158. Like others in our Association, we are seeing a very slow attrition. Rick reaches out to members who lapse but receives little if any response. Matt encouraged us to invite visitors to our meetings, so they can experience our division for themselves. He will make the meeting link available.

Election Report: Butch Sage. There are still 80 days to vote in the Division 6 Election. Due to the backlog at the USPS, Butch suggests that members wait until after this Sat-

urday (January 16) to inform him if a ballot has not arrived. A member not receiving a ballot should ask Butch for an alternate ballot. The deadline for voting is March 31.

Company Store and Train Show Reports: Greg Short. No current news to report.

East Broad Top Update: Butch Sage. Butch reports great news: The E.B.T. Foundation has received a \$1.4 million grant from the State of Pennsylvania. The Friends of the East Broad Top had announced a goal of raising \$78,000 to restore buildings. They raised 15% more than that. Since 2002, the Friends of the East Broad Top volunteers have put in more than 50 thousand hours of service to restore the railroad.

Club Reports:

Central Ohio Model Railroad Club (COMRC, Columbus, www.comrc.club): Bill Alarie. The Club is open Monday through Thursday nights, and prospective members are welcome. The Club has to limit attendance to ten members each night. The Club currently has 88 members and is hoping for an Ohio State Fair this year.

Delaware County Model Railroaders Group (Sunbury): Rick Brown. Membership in this Club is open, and the members are working.

Hocking Valley Model Railroad Club (Lancaster): Dexter Hill. Dexter reports the club remains on hiatus.

Janis Center Model Railroad Club (Columbus): Carter Jastram. Carter reports receiving an email attachment yesterday from the Club's president. It stated the City of Columbus has promised the Club space at a new center in 2023. Other news in the email tells us the City "recently allocated \$20 million for the recreation center and speculation is that it will be a completely new build." The Club hopes to be able to hold an in-person meeting of its members in late February or March at the Thompson Rec Center.

Contest:

Virtual Photo Contest—Open Freight Car with Load: Jim Ruisinger. Jim Ruisinger. Fifteen people entered twenty photographs that once again provided an impressive display. Third Place went to John Gafney for Photo # 6, a World War II airplane packed for shipping on an S-scale flat car. Second Place was Don Wilke's Photo # 12, two 1:1-scale panel track frog assemblies mounted on a purpose-built flat car. First Place went to Steve Hurt, who provided Photo # 4, a 3-D printed model of a transformer in a depressed-center flat car. He took the photo outdoors in a winter scene. Congratulations to the winners, and thanks to all who contributed their fine entries to the contest!

The February contest is **MoW or Any Nonrevenue Car**. Jim reminds us members may submit photos to him or through our groups.io. But members' votes should be emailed directly to him and not to the group. Members may enter pho-

The Clerk's Report
Continued on page 4.

Continued: **Clerk's Report**

tographs of models or prototype beginning around February 1 through Thursday, February 18, 2021, at 10 p.m. Members may vote from Friday, February 19, 12:01 a.m. until Saturday, February 20, at 6:00 p.m. Voters are to pick their three favorites and rank them first, second, and third. The Contest Chair will announce the winners at the Division 6 Meeting on February 21. There is currently no limit to the number of photos a person may enter. Remember, a member may only enter photos taken by oneself.

Photographer of the Year: Jim will announce the Photographer of the Year after the February Division 6 meeting.

Good of the Order:

Next Steering Committee Meeting: The next Steering Committee meeting will be a Zoom meeting on Thursday, January 21, at 8:00 p.m. Any member may attend any Steering Committee meeting. Contact Superintendent

Continued: **The Super's Report****Zoom as Help Desk**

During the January meeting, I mentioned that our Zoom account is available to any member who wants to use it for railroad hobby purposes. This could be anything from a few division members getting together for a chat, to a JMRI troubleshooting session, or even getting operations help.

I had a chance to try the latter one at the beginning of January. I had questions about a new section of trackwork on my Circleville layout. Specifically, whether it would work from an operations perspec-

Matt Goodman for the Zoom meeting link, if interested.

Next Division 6 Membership Meeting: The next Division 6 meeting will be a Zoom meeting on Sunday, February 21, at 1:30 p.m. The Zoom meeting will open at 1 p.m.

Adjournment:

Matt adjourned the meeting at 2:07 p.m., after a motion to adjourn by by Mike Wolf, seconded by Jim Ruisinger.

Clinic:

Frank Bongiovanni presented the clinic *The MMR and the Apprentice*, a clinic on building structures, from 2:15 to 3:01 p.m. and followed by a Q&A time. The clinic was first put together and presented by him and Bruce Brintnall (the MMR). The clinic's subtitle could be, "*Let's Build Something...*"

We express our appreciation to Frank. We encourage anyone with an idea or an experience to talk with Mike Wolf about sharing a clinic at a future date.

tive. I made a call for help via the Groups.io email list and several volunteered. I did some homework, set up a couple of cameras and a Zoom call, and got the answers I needed. It was wonderful.

Do you have a similar perplexing hobby-related scratch building, photography, or prototype question? Want to get together with the Pennsy guys so you can talk smack about the NYC? Contact me or Rick Brown to learn how to borrow the keys to the Zoom room, and get some basic "host" training to get the most out of it!

Time to drop the fire!


Clinic Updates

Thanks to Frank Bongiovanni and Bruce Britnall of Division 4 for sharing their tips, techniques, and experience in building structures. If you missed the meeting or would like to watch the clinic again, you can find it at:

<https://us02web.zoom.us/rec/share/gd1hfaSIXQx4HpK0vcGhqBRmld11Ns-DQ0CJl4Tcznv0SHi8suKwNTYaTSUFj5u9.SFhOcqiN8rjGqzT8>



Tune in February for a clinic by Pat Hreachmack on constructing structure interiors. Pat will discuss techniques using photos, window coverings, lighting, and even mirrors.

In March, yours truly will discuss super-detailing a locomotive for AP judging. I'll discuss the research, materials, and tools used to take two basic Bowser steam locomotive kits into a National contest award winner.

I'm still in searching for mini-clinics to add to an upcoming *Scenery Extravaganza*. If you have a scenery technique you'd like to present (trees, ground cover, roads, city streets, etc, etc, etc), let me know.

As always, I am on the lookout for clinicians. Drop me a line at wvunion@gmail.com if you have an idea you'd like to present. It doesn't have to be an hour-long presentation. We can combine two or more mini-clinics. And clinics can count toward the Author or Volunteer AP. To see if your presentation qualifies for an AP Certificate, check out the requirements on the NMRA website at:

<https://www.nmra.org/education/achievement-program>

Division 6 – 2021 Time Table

Date	Event	Meeting	City
10 Jan	Zoom Virtual Meeting	Business Meeting: <i>Zoom</i> Clinic: <i>Building Structures</i> , Frank Bongiovanni Virtual Photo Contest: Open Freight Car WITH Load	Zoom Video Call
14 Jan	<i>Super's Signal</i> Deadline		
21 Feb	Zoom Virtual Meeting	Business Meeting: <i>Zoom</i> Clinic: <i>Building Interiors</i> , Pat Hreachmack Virtual Photo Contest: Non-Revenue–MOW Car	Zoom Video Call
25 Feb	<i>Super's Signal</i> Deadline		
14 Mar	Zoom Virtual Meeting	Business Meeting: <i>Zoom</i> Clinic: <i>Detailing a Steam Locomotive</i> , Mike Wolf, MMR Virtual Photo Contest: Non-Steam Locomotive	Zoom Video Call
18 Mar	<i>Super's Signal</i> Deadline		
11 Apr	Zoom Virtual Meeting	Business Meeting: <i>Zoom</i> Clinic: <i>TBD</i> Virtual Photo Contest: Rail Road Owned Line-Side Structure	Zoom Video Call
15 Apr	<i>Super's Signal</i> Deadline		
20-23 May	MCR Convention	<i>The Northern Express</i> - Canceled	Erie, PA
- May	Possible Virtual Contest	TBD	
19 Jun Saturday	Division 6 Meeting (TBD)	Business Meeting: <i>TBD</i> Clinic: <i>TBD</i> Virtual Photo Contest: Favorite Train	Marion (TBD)
23 Jun	<i>Super's Signal</i> Deadline		
- July	Possible Virtual Contest	TBD	
8 Aug	Division 6 Meeting (TBD)	Business Meeting: <i>TBD</i> Clinic: <i>TBD</i> Virtual Photo Contest: Rail Road Wrecks and Derelicts	TBD
12 Aug	<i>Super's Signal</i> Deadline		
12 Sept	Division 6 Meeting (TBD)	Business Meeting: <i>TBD</i> Clinic: <i>TBD</i> Virtual Photo Contest: Steam Locomotive	TBD
16 Sept	<i>Super's Signal</i> Deadline		
10 Oct	Division 6 Meeting (TBD)	Business Meeting: <i>TBD</i> Clinic: <i>TBD</i> Virtual Photo Contest: Cabooses	TBD
14 Oct	<i>Super's Signal</i> Deadline		
14 Nov	Division 6 Meeting (TBD)	Business Meeting: <i>TBD</i> Clinic: <i>TBD</i> Virtual Photo Contest: Closed Freight Car	TBD
18 Nov	<i>Super's Signal</i> Deadline		
12 Dec	Division 6 Meeting (TBD)	Business Meeting: <i>TBD</i> Clinic: <i>TBD</i> Virtual Photo Contest: Passenger Car	TBD
16 Dec	<i>Super's Signal</i> Deadline		

Contest Report

Jim Ruisinger, Contest Chair

“Virtual” Contest – Re-Cap January 2021 via the Internet

We hit the ground running for this first contest of 2021. Participation continues to be excellent. Our January contest featured 20 super photos in our “Open Car with Load” contest. We announced the winners at our January 10th “Zoom” Division 6 meeting. We posted the winners on the Division 6 Facebook Page and website. We changed up the voting process by having members vote for their top three choices. Once again, most of the entrants decided to send their contest photos directly to the Contest Chair rather than to the entire group. That adds an element of anonymity to whose photo belongs to who. We remind voting members to send their votes directly to the Contest Chairman and not the group. That keeps the element of anonymity in our contest voting.

Congratulations to our winners. We will have certificates for you at our next opportunity to hold a Division 6 meeting

Model: None

Photo: Open Car with Load whether it’s model or prototype

1st Place: Steve Hurt, *Transformer load on a depressed center flat car*

2nd Place: Don Wilke, *Pre-fab turnout frog track sections on flat car*

3rd Place: John Gafney, *U.S. Army flat car with P-40E fuselage*

where we can gather, in person, whenever that ends up being.

Our February contest subject will be “**Non-Revenue and MOW**”. Members can start submitting entries beginning February 1st. The cut-off for entries is Thursday, February 18th. Voting will be on the 19th and 20th followed by our Zoom Division meeting on Sunday, February 21st.

Direct any questions to: Contest Chair, Jim Ruisinger.
(614) 440-8962 Jimbo2490@yahoo.com

Contest Standings 2021

Jim Ruisinger, Contest Chair

I will start listing the cumulative point standings for ‘Photographer of the Year’ after our March meeting. Hopefully, we’ll be able to get back to in-person meetings so we can have a ‘Modeler of the Year’ as well.



1st Place Photo by Steve Hurt

Don't Just Belong, Participate!!

Membership End of the Month Report

Rick Brown, Membership Chair

Summary/Comments

As I am putting this commentary together, let me give you a little context. I don't care for Winter. Too cold, and too gray. I love hockey, so that is a bonus, but we are not going to the arena, so that stinks too. As I am putting my monthly *Signal* Report together, it's dreary out, my Blue Jackets just lost the season opener, my Chicago Bears didn't do well (but did make the playoffs), the Buckeyes.....so you get my mood.

But this is model railroad season right?

And into my inbox popped the *NMRA Turntable*. A ton of great videos, some exclusive for our members, all about model railroads. Some videos were like a clinic (and we have had some terrific ones in Zoom lately, haven't we?), there were layout tours, product reviews, a link to the

tremendous NMRA-X content, layout planning, all kinds of great content. All of this curated specifically for you, the NMRA member.

Did you know there is even more content on the NMRA website? If you are one of those who like to follow videos down a model railroading rabbit hole and see where things take you, this is a great collection to peruse one day (or several days).

This *Turntable* email note (do you get those?) is another terrific value the NMRA membership brings us. If you are not getting the *Turntable* email, let me know, I can help with that.

So all of this content brightened my dark winter day. Now if I can figure out the Blue Jackets problems....

Active Members (end of the month):

December	158	December '19	165
November	159	November '19	169
October	160	October '19	167
September	167	September '19	170

Upcoming Expirations – Check your dates! There are **38** of our **160** members who expire before the end of February 2021. Note: If you have questions about when your membership expires, check your magazine address label or contact Membership Chair Rick Brown.

New Members, Renewals and Re-Rails (returning lapsed members)

December 2020 saw **four** members renew their membership. We had one member fall into the inactive category. There is also a large number of members who are up for renewal between now and Spring.

Other Stuff

If you have changes to your address or membership information, please share it. Are you getting emails from the division? If not, we probably don't have an active email address for you.

Unsure when your membership expires? You can notify the National Headquarters, or inquire with Rick Brown.

National

Email: nmrahq@aol.com

Phone: 423-892-2846 (9am – 4:30pm)

Mail: NMRA, Inc.
P.O. Box 1328
Soddy Daisy, TN 37384-1328

Buckeye Division 6 Membership Chair

Email: MembershipChair@div6-mcr-nmra.org

Phone: 614-581-6552 (please leave a message)

Mail: Rick Brown
7274 Nightshade Drive
Westerville OH 43082



Division 6 on YouTube:


www.youtube.com/user/nmrabuckeyedivision

Division 6 in Facebook:

NMRA Buckeye Division [in search field]

2020 Super's Signal Index

Article Title or Topic	Author	Month	Category
<i>Model Railroad as Art</i>	Matt Goodman	January	Book Review
<i>Model Railroad as Art [Updated]</i>	Matt Goodman	February	Book Review
Calling All Clinicians	Mike Wolf, MMR	February	Clinic
February Clinic Preview	Mike Wolf, MMR	February	Clinic
March Clinic Preview	Mike Wolf, MMR	March	Clinic
April Clinic Preview	Mike Wolf, MMR	April	Clinic
Calling All Clinicians	Mike Wolf, MMR	August	Clinic
September Virtual Clinic	Mike Wolf, MMR	September	Clinic
October Model Finishing Extravaganza!	Mike Wolf, MMR	September	Clinic
October Model Finishing Extravaganza!	Mike Wolf, MMR	October	Clinic
Clinic Updates	Mike Wolf, MMR	December	Clinic Corner
<i>Mid Central Region 2022 Convention</i>	Don Wilke	March	Convention
<i>The 40th National Narrow Gauge Convention</i>	Harry "Butch" Sage	September	Convention
<i>Division 6 Regulations Update</i>	Don Wilke	May	Division 6
Election Results	Harry "Butch" Sage	June	Division 6
Virtual Meeting Recap	Matt Goodman	August	Division 6
Upcoming Election Information	Harry "Butch" Sage	September	Division 6
Upcoming Election Information	Harry "Butch" Sage	October	Division 6
Division 6 Member Updates	Division Members	October	Division 6
Upcoming Election Information	Harry "Butch" Sage	November	Division 6
Upcoming Election Information	Harry "Butch" Sage	December	Division 6
New Email Group for Division 6 Members	Jim Ruisinger–Butch Sage	January	Email Group
New Email Group for Division 6 Members	Jim Ruisinger–Butch Sage	February	Email Group
My View of the Division's groups.io	Don Wilke	December	Email Group
<i>2019 Super's Signal Index</i>	Mike Wolf, MMR	January	Index
<i>Did You Know?</i>	Don Wilke	January	Information
The Mimi Bunch	Harry "Butch" Sage	February	Information
Quarantine Activities	Matt Goodman	May	Information
<i>What is MailChimp? Do I Need Bananas?</i>	Rick Brown	October	Information
<i>How Do I Copyright My Photographs?</i>	Don Wilke	October	Information
<i>Northlandz</i>	Patrick Hreachmack	May	Layout
Division 6 Mailing List Update	Membership Committee	January	Membership
<i>If We Haven't Seen You in Awhile!</i>	Membership Committee	January	Membership
<i>Fishing Where the Fish Are Biting</i>	Mike Wolf, MMR	February	Membership
Membership Chair Opportunity	Matt Goodman	March	Membership
Membership Chair Opportunity	Matt Goodman	April	Membership
Introducing Rick Brown Incoming Membership Chair	Matt Goodman	May	Membership
<i>Using Acrylic Washes in Weathering</i>	Mike Wolf, MMR	January	Modeling Tip
<i>Using Pan Pastel and Rust Effects</i>	Mike Wolf, MMR	March	Modeling Tip
<i>Track Gauges</i>	Matt Goodman	April	Modeling Tip
<i>Stuff on My Bench – "Super Glue"</i>	Dick Briggs, MMR	May	Modeling Tip
<i>Stuff on My Bench – "Styrene Cement"</i>	Dick Briggs, MMR	May	Modeling Tip
<i>Another Use for LED Strips</i>	Matt Goodman	September	Modeling Tip
<i>October Extravaganza! Wrap-Up</i>	Mike Wolf, MMR	November	Modeling Tip
<i>Build a DCC ++ System</i>	Richard Matejovic	December	Modeling Tip
<i>What Is Operations?</i>	Mike Wolf, MMR	April	Operations (1)
<i>Designing (Or Reconfiguring) Your Layout for Ops</i>	Mike Wolf, MMR	May	Operations (2)
<i>Employment Opportunities During Op Sessions</i>	Mike Wolf, MMR	June	Operations (3)
<i>Car Routing</i>	Mike Wolf, MMR	August	Operations (4)
<i>Controlling Trains</i>	Mike Wolf, MMR	September	Operations (5)
Railroad Research CDs/DVDs	Harry "Butch" Sage	June	Research
<i>Mixing & Storing Small Paint Quantities</i>	Matt Goodman	January	Tool Tip
<i>Glue Looper Micro Glue Applicator</i>	Matt Goodman	November	Tool Tip



Modeling Tip of the Month – 1-2-3 Blocks and Rare Earth Magnets

Mike Wolf, MMR – Photos by Author

This month's modeling tip is about two modeling tools I've recently added to my toolbox. Matt Goodman discussed the use of machinist's 1-2-3 block previously in the *Super's Signal*. Based on a recent article in *Model Railroad Hobbyist Magazine*, I decided to purchase both a pair of 1-2-3 blocks and a pack of six rare earth magnets. Last weekend, I put them to work on a resin kit I was building. It had less than perfect mitered corners and I planned on using epoxy cement (see photo). I'm now sold on these new tools!


1-2-3 blocks are normally used by machinists to calibrate their tools. The company machined them to very tight tolerances of 1x2x3 inches with square corners. Milled from steel they are fairly heavy. There are a couple of different styles available. I chose the version with only a single hole in the center since they were the cheapest. I was primarily planning to use them to square up corners or provide weight for items drying to prevent warping (i.e. stained or painted strip lumber).

The other new "tool" I obtained from Amazon were six rare earth super magnets. They are just a little larger than a quarter and they aren't kidding when they say SUPER! They come packed with nylon sleeves between them to help get them apart. There is a warning to handle them gently as they are fragile (from Italy for all those A Christmas Story fans out there). Not heeding that warning, I now have 5 super magnets – one of them slipped from my grip and "reunited" itself with his buddies and cracked into a bunch of pieces. They look like they are stainless steel but trust me they aren't. Did I mention they are super strong? Don't let them slip back together without the disc between them or you will likely need to use some sort of tool to get them apart.

That said, they worked like a champ holding the wall pieces in perfect alignment while the epoxy set up. As you can see in the photo, the magnets are holding the right wall in place despite having almost a 1/4" of resin between it and the machinist's block.

The other "tool" in the photo is my granite tile. I picked it up several years ago at Lowes or Home Depot. It has a very smooth, level surface, cleans up easily if you get some paint or adhesive on it, and works great for keeping everything "on the level."

If you decide to add these tools to your toolbox for 2021, search rare earth magnet or 1-2-3 blocks in Amazon or your favorite retailer and you'll find several to choose from. The two blocks went for around \$17 and the six magnets \$11.



A machinist's 1-2-3 block and rare earth magnets hold wall pieces in place while epoxy cement cures. Note also the black granite 12x12" tile used to provide a perfectly smooth, level base.

Division 6 Director Candidates



Dick Briggs, MMR



Pat Hreachmack



Donald Wilke



Mike Wolf, MMR

Remember to VOTE by 31 March. Or better yet, VOTE now!

Super's Signal

February

Modeling Tip of the Month – The Nibbler

Mike Wolf, MMR – Photos by Author

Last month's clinic on building structures prompted me to dig out a tool I hadn't used in a while – The Nibbler (Photo 1). I picked mine up several years ago at Radio Shack. A quick Google search revealed it was available from MicroMark for around \$15 and less than that from several Amazon sellers. If you do a lot of scratch building, it is a handy tool to have for making window and door openings. If you just have a couple of window openings, using the technique Frank discussed in the clinic or borrowing a Nibbler from another modeler is more cost-effective. When I purchased mine, I was building a grain elevator at the time with a lot of window openings in 1/16" styrene so it worth it to me (and it's all about the tools right?)

How does it work? The Nibbler has a square head that's a little more than 1/4" square. The cutting head has a slight angle (Photo 2) and it is capable of cutting up to 1/16" plastic or 18 gauge non-hardened metal. It nibbles through styrene like butter.

First drill a starter hole in the desired opening. Then insert the head through the hole, and then you just nibble away (approx. .04 to .05" at a time).

The head is square so it is best to proceed perpendicular to the first edge and then work around the perimeter from there (Photo 3). You can easily control the depth of cut. You can cut right up to the line or leave a little margin and file to the line. That depends on the shape of your window or door and your measuring and marking skills. The hole in the photo is approximately 1" square (Photo 4) and only took a minute or so to remove the material. For large openings, you could also nibble around the perimeter (versus removing all the interior material).

The other tool I've seen discussed in how-to articles in the past is a corner punch (also sold by MicroMark). Mounted into a drill press, you can position it in each corner slice a very sharp corner (Photo 5).

So if you are doing some scratch building and looking for a new tool for the toolbox, consider the Nibbler or corner punch to help make a quick, accurate cut in wood or plastic (or even thin metal).



Photo 1. Nibbling Tool




Photo 2. Angled cutting head in 1/16" styrene



Photo 3. Nibble perpendicular to each edge




Photo 5. MicroMark corner punch
(Photo from MicroMark website)




Photo 4. Nibble up to the line
(right) or leave some material to file
(left)

New Tracks Modeling

Review by Harry "Butch" Sage

New Tracks is a program put together by Jim Kellow, MMR. The purpose is to communicate with other modelers. Jim has also been writing the New Tracks column and a mentoring column in the *S-Scale Resource* and *O-Scale Resource* online magazines.

New Tracks is doing a series of "New Tracks Meetups" via Zoom and streamed on YouTube on Wednesday and Saturdays. They are also doing a bi-monthly virtual train show. They allow manufacturers, dealers, and publishers to present their products to you the modeler.

I watched the January 2nd meetup, which featured Rick Steele, the owner of LaBelle Woodworking. Also, Clark Kooning, MMR, did a presentation on electrical tips. Paul Thompson did a short tip segment on using a mirror to work with a Kadee coupler gauge. I found this to be an enjoyable and informative session and even picked up a couple of very useful hints.

You can find more information on the New Tracks website and Facebook page:

<https://newtracksmodeling.com/> <https://www.facebook.com/newtracksmodeling/>

You can also view recordings of past meetups and previous virtual train shows on their YouTube channel.

<https://www.youtube.com/c/NewTracksModeling/videos>



Some Columbus Railroad Logos



Remember to VOTE by 31 March. Or better yet, VOTE now!

